

KPA-20 PAN UNIT

Small and powerful
unit for ocean depths
down to 11,000 m




Designed for continuous hard use on Work Class ROVs at full ocean depths. Equipped with absolute position sensors there is no need to find end-stops at start-up. Withstands heavy payloads without compromising with absolute accuracy. To be connected to an external compensator.

KEY FEATURES

- Compact singel axis unit
- Rugged construction and mounting holes
- High torque – heavy payloads can be added
- 22 Nm (16.2 lb/ft) holding torque
- RS-232 or 100 Mbps Ethernet
- Absolute position sensor
- ± 0.1 deg accuracy; ± 0.01 deg on request
- 24 to 48 VDC input voltage range
- No rotating connector at unit
- External compensator interface
- Design tested to 11,500 m (36,730 ft)

Payload Torque diagram (in air)



SPECIFICATIONS

Electrical:

Input Voltage	24 - 48 VDC
Drive Current	Up to 1.5 A
Communication	RS-232 up to 115200 Baud rate or 100 Mbps Ethernet TCP/UDP or Modbus
Connector	Customer selectable (SubConn 5 or 8 pin standard)

Mechanical:

Angular Limits	Pan range: $\pm 175^\circ$
Angular Speed	0.5 to 40 deg/sec
Torque @ 24VDC	22 Nm (16.2 lb/ft) holding torque 20 Nm (14.75 lb/ft) at full speed
Max Payload	50 kg (110 lbs)
Absolute Position/ Step resolution	$\pm 0.1^\circ$ (0.09375°/step) or $\pm 0.01^\circ$ (0.0009375°/step) on request
Gears	Precision strain wave
Backlash	< 3 arc minutes (< 0.05°)
Compensator	External

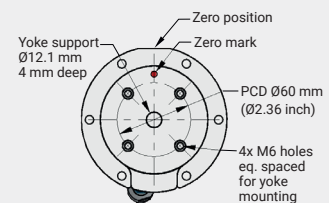
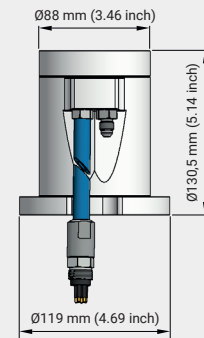
Environmental:

Operating Depth	Down to 11,000 m (36,100 ft)
Temperature Range	-20°C to +50°C (-4°F to +122°F) operating -30°C to +60°C (-22°F to +140°F) storage

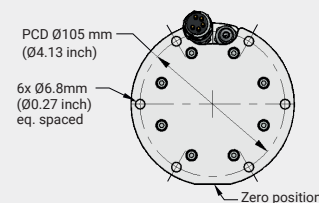
Others:

Size (H/W/D)	130.5 x 88 mm (Flange $\varnothing 119$ mm)
Materials	Hard anodized aluminum (Titanium on request)
Weight in Air	2.6 kg (5.73 lbs) (Aluminum unit)
Weight in Water	1.6 kg (3.53 lbs) (Aluminum unit)

All technical data and specification are subject to change 2024-01



Mounting holes (bottom view):



Available compensator interfaces:

