

KD-CON™ SERIAL CARD

12 channel controllable serial board with isolated inputs / outputs

The card is designed to provide the KD Con with fully protected and isolated data comms that can be remotely switched off and monitored. Its flexible piggyback design allows each channel to be individually configured to be RS232, RS485, TTL etc. Our standard KD-Con design has three serial cards giving 36 serial channels total.


FEATURES:

- One serial card supports up to 12 bidirectional (TX/RX) signal data channels
- RS485 comms interface supporting KD-Con IBUS protocol
- Diagnostics through front panel LED indicators and by remote serial control (IBUS)
- The card's node address and options can be set through the backplane connector
- Channels can be fully switched off (isolated) through remote serial control (IBUS)
- Each bidirectional channel is fully configurable by replaceable piggyback module
- Several kinds of piggybacks available: RS232 / RS485 / TTL / Trigger etc.
- Piggybacks are fully isolated: RS232 / RS485 transceivers: 2500VRMS
- Custom designed piggybacks available upon request
- LED indicators for Power and TX/RX serial data
- Serial terminals are paralleled on to the backplane connector enabling alternative signal routing


RS485 PIGGYBACK MODULE



RS232 PIGGYBACK MODULE




TTL PIGGYBACK



PART NO:

101083	AE95-1050E95	KD-CON™ SERIAL CARD
101084	AE95-1050E96	KD-CON™ RS232 PIGGYBACK
101085	AE95-1050E97	KD-CON™ RS485 PIGGYBACK
101086	AE95-1050E98	KD-CON™ TTL PIGGYBACK



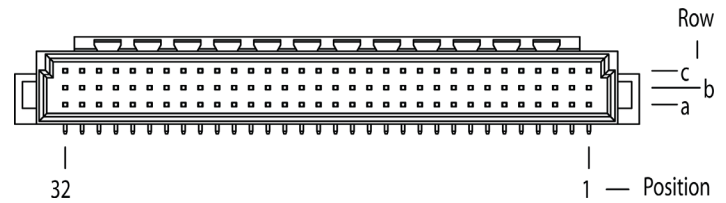
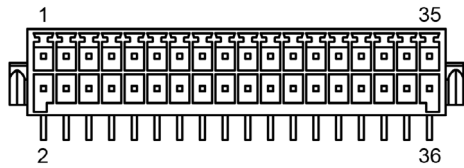
KYSTDESIGN AS

Eikeskogvegen 80 - 5570 Akdsal, Norway
post@kystdesign.no - Phone: +47 52 70 62 50

www.kystdesign.no

KD-CON™ SERIAL CARD

PIN-OUTS



CN 3

Wago type number 713-1438/037-000 R/A Male Header w/levers

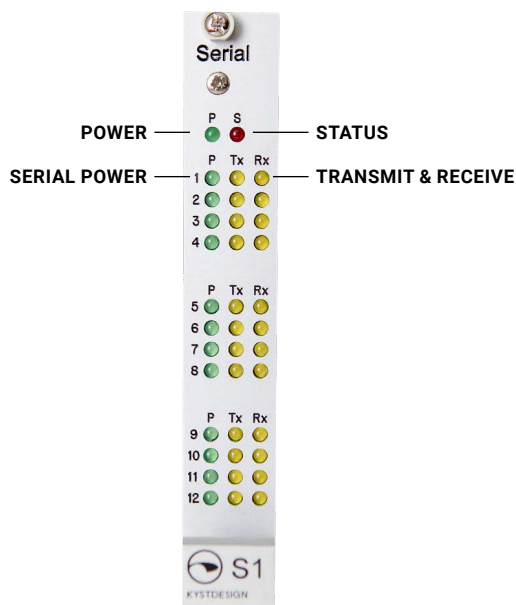
	PIN		SIGNAL
GND1	1	2	GND2
TDP1	3	4	TDP2
RDN1	5	6	RDN2
GND3	7	8	GND4
TDP3	9	10	TDP4
RDN3	11	12	RDN4
GND5	13	14	GND6
TDP5	15	16	TDP6
RDN5	17	18	RDN6
GND7	19	20	GND8
TDP7	21	22	TDP8
RDN7	23	24	RDN8
GND9	25	26	GND10
TDP9	27	28	TDP10
RDN9	29	30	RDN10
GND11	31	32	GND12
TDP11	33	34	TDP12
RDN11	35	36	RDN12

CN 4

Harthing 09 03 696 6921 R/A Male Header with coding (DIN41612)

PIN	A	B	C
1			
2			
3	GND 1	TDP 1	RDN 1
4	GND 2	TDP 2	RDN 2
5	GND 3	TDP 3	RDN 3
6	GND 4	TDP 4	RDN 4
7	0V (12V)		
8	+12VDC SUPPLY		
9			
10			
11	GND 5	TDP 5	RDN 5
12	GND 6	TDP 6	RDN 6
13	GND 7	TDP 7	RDN 7
14	GND 8	TDP 8	RDN 8
15	GND 9	TDP 9	RDN 9
16	GND 10	TDP 10	RDN 10
17	GND 11	TDP 11	RDN 11
18	GND 12	TDP 12	RDN 12
19	DATA-	DATA+	0V (COM)
20	ADR0	ADR1	ADR2
21	OPT0	OPT1	OPT2
22			
23	0V (TX/RX)	AD CLK	AD0
24	TX1	RX1	TX2
25	RX2	TX3	RX3
26	TX4	RX4	TX5
27	RX5	TX6	RX6
28	TX7	RX7	TX8
29	RX8	TX9	RX9
30	TX10	RX10	TX11
31	RX11	TX12	RX12
32	+VB	+VB	+VB

DISPLAY



KYSTDESIGN AS

Eikeskogvegen 80 - 5570 Akdsal, Norway
 post@kystdesign.no - Phone: +47 52 70 62 50

www.kystdesign.no

