

KD-CON™ MASTER CARD

Remote Control

The card is designed to be the KD-Con™ subsea master. For improved system performance a dual 485 serial communication interface has been implemented. Main task is to control the other KD-Con™ cards locally and do “housekeeping”, such as system voltage monitoring along with water leak and ground fault detection. It has also switchable camera power, focus and zoom controls and an isolated cathodic protection (CP) input.

FEATURES:

- Dual 485 serial interface - allows separation of local and remote data communications
- Communication diagnostics with LED indicators supports up to 7 slaves on internal bus
- System Voltage monitoring:
 - AC supply voltage
 - 0-115VAC
 - AC supply current: 0-320mA by external current transformer
 - DC supply voltages
 - 0-12VDC: 1 channel
 - 0-24VDC: 1 channel
 - 0-48VDC: 2 channels
 - Ground Fault monitoring
 - 0-10VDC: 8 channels
 - Cathodic protection (CP) monitoring:
 - +2.5VDC: 1 channel isolated 16bit
- Quad channel switchable camera power, focus & zoom control with LED indicators
- Quick and easy replaceable fuses
- Switchable camera power supply outputs are 24Vdc, 1A nominal
- Water leak detection
- Temperature monitoring
- The card's node address and options can be set through the backplane connector

PART NO:

101079	AE95-1050E91	KD-CON™ MASTER CARD
--------	--------------	---------------------



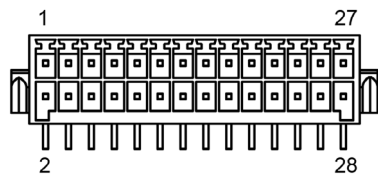
KYSTDESIGN AS

Eikeskogvegen 80 - 5570 Akksdal, Norway
post@kystdesign.no - Phone: +47 52 70 62 50

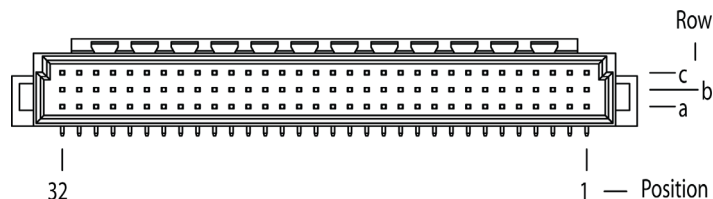
www.kystdesign.no

KD-CON™ MASTER CARD

PIN-OUTS

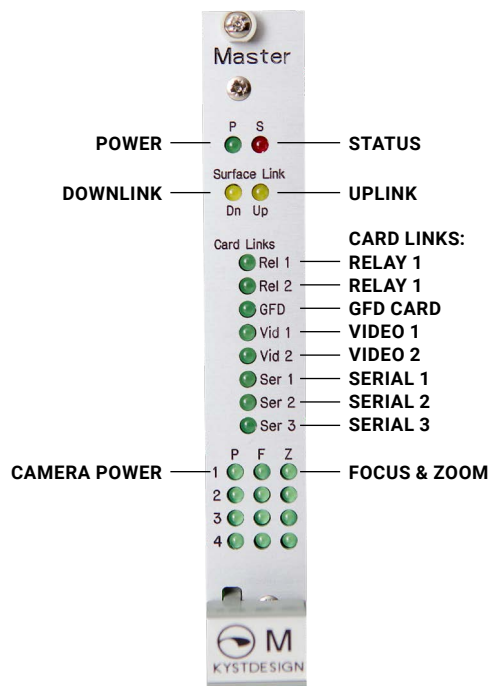


CN 1			
PIN	SIGNAL	PIN	SIGNAL
0V	1	2	+24V
F-	3	4	F+
Z-	5	6	Z+
0V	7	8	+24V
F-	9	10	F+
Z-	11	12	Z+
0V	13	14	+24V
F-	15	16	F+
Z-	17	18	Z+
0V	19	20	+24V
F-	21	22	F+
Z-	23	24	Z+
0V (leak)	25	26	LEAK
0V (cp)	27	28	CP



CN 2			
PIN	A	B	C
1	LINE		NEUTRAL
2			
3	CT_SIG		CT_REF
4			
5	SDA	SCL	+3V3
6			
7		0V (12V)	
8		+12VDC SUPPLY	
9		0V_24 (24V GND)	
10		+24VDC SUPPLY	
11		0V_C1 (CAM 1 GND)	
12		+24VDC CAMERA 1	
13		0V_C2 (CAM 2 GND)	
14		+24VDC CAMERA 2	
15		0V_C3 (CAM 3 GND)	
16		+24VDC CAMERA 3	
17		0V_C4 (CAM 4 GND)	
18		+24VDC CAMERA 4	
19	IBUS-	IBUS+	0V (IBUS)
20	SCK	MOSI	MISO
21	ADR0	ADR1	ADR2
22	ADR3	EXT_CS0	EXT_CS1
23	EXT_CS2	EXT_CS3	EXT_CS4
24	DBUS_RX33	DBUS_TX33	INT
25	DBUS-	DBUS+	0V (DBUS)
26	GFD_S1	GFD_S2	GFD_S3
27	GFD_S4	GFD_S5	GFD_S6
28	GFD_S7	GFD_S8	GFD_TEST
29	0V_A	0V_A	0V_A
30	+VA	+VA	+VA
31	0V_B	0V_B	0V_B
32	+VB	+VB	+VB

DISPLAY



KYSTDESIGN AS

Eikeskogvegen 80 - 5570 Akdsdal, Norway
post@kystdesign.no - Phone: +47 52 70 62 50

www.kystdesign.no