

KD-CON™ VIDEO CARD

Quad channel fully isolated video input card with focus & zoom control

The card is designed to provide KD-Con™ with fully isolated composite video input channels. One of the key features of the card is switchable camera power through relays along with fully isolated focus & zoom control. This design makes it easy for the operator to isolate and locate ground failures on any camera.

FEATURES:

- Composite PAL video inputs with built in transient protection - optically isolated
- Standard RS485 communication interface supporting KD-Ibus protocol
- Provides switchable camera power, focus & zoom control through serial interface
- Each channel can be completely switched off and isolated - this helps locating cameras with ground faults
- Normally closed relays ensure fail safe operation - camera power and signal are default ON
- Diagnostics available through LED indicators on front panel and by remote serial control
- Quick and easy replaceable fuses
- Reliable, well proven sync detection of active composite video signal
- Switchable camera power supply outputs are 24Vdc, 1A nominal
- The card's node address and options may be set through backplane connector

PART NO:

101081	AE95-1050E93	KD-CON™ VIDEO CARD
--------	--------------	--------------------



KYSTDESIGN AS

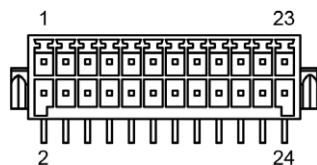
Strandgaten 202 - 5525 Haugesund, Norway
post@kystdesign.no - Phone: +47 52.70 62 50

www.kystdesign.no



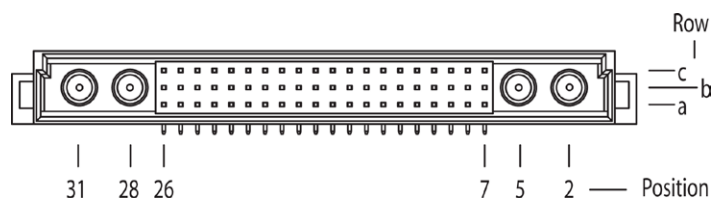
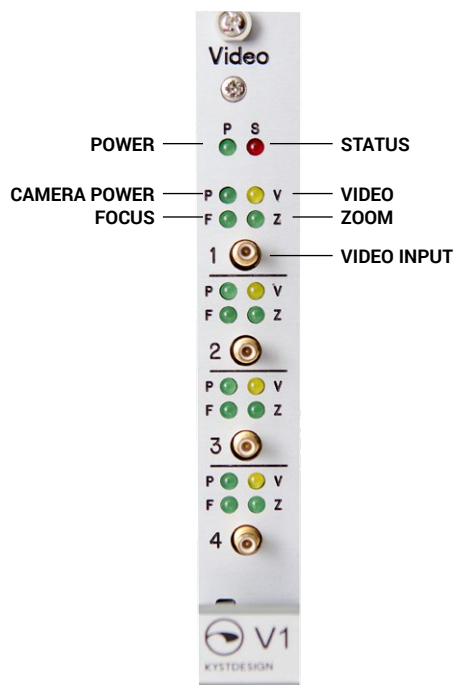
KD-CON™ VIDEO CARD

PIN-OUTS



CN 1			
SIGNAL	PIN		SIGNAL
0V	1	2	+24V
F-	3	4	F+
Z-	5	6	Z+
0V	7	8	+24V
F-	9	10	F+
Z-	11	12	Z+
0V	13	14	+24V
F-	15	16	F+
Z-	17	18	Z+
0V	19	20	+24V
F-	21	22	F+
Z-	23	24	Z+

DISPLAY



CN 2			
PIN	A	B	C
1			
2		COMP 1	
3			
4			
5		COMP 2	
6			
7		0V (12V GND)	
8		+12VDC SUPPLY	
9		0V_24 (24V GND)	
10		+24VDC SUPPLY	
11		0V_C1 (CAM 1 GND)	
12		+24VDC CAMERA 1	
13		0V_C2 (CAM 2 GND)	
14		+24VDC CAMERA 2	
15		0V_C3 (CAM 3 GND)	
16		+24VDC CAMERA 3	
17		0V_C4 (CAM 4 GND)	
18		+24VDC CAMERA 4	
19	DATA -	DATA +	0V_INT
20	ADR0	ADR1	ADR2
21	OPT0	OPT1	OPT2
22	+5V (EXT)	+3V3 (EXT)	0V_INT
23	AGND	AD CLK	AD0
24	AD1	AD2	AD3
25	AD4	AD5	AD6
26	AD7	AD8	AD9
27			
28		COMP 3	
29			
30			
31		COMP 4	
32			

KYSTDESIGN AS

Strandgaten 202 - 5525 Hagesund, Norway
 post@kystdesign.no - Phone: +47 52.70 62 50

www.kystdesign.no