

KD-CON™ RELAY CARD

Control, power switching and segmentation

The card is designed to provide power switching ability for the KD Con system. Relay operations are easy to configure (normally closed or normally open). Fuses are quick and easy to replace. Another key feature is the ability to segment each of the power supplies into smaller entities. This will allow the operator to switch off smaller parts of the power supply system and thereby isolate and locate systems ground failures more easily.

FEATURES:

- 14 dual pole power relay outputs
 - Rated AC load: 8A at 250VAC
 - Rated DC load: 8A at 30VDC
- 2 relay driver outputs - for controlling external relays
 - Driver outputs: Low Side: 12Vdc, 1A
- Standard RS485 communications interface supporting KD-Con IBUS protocol
- Diagnostics through front panel LED indicators and by remote serial control (IBUS)
- Designed for easy detection and isolation of system ground failures
- Relay switches are easy to configure - normally closed or normally open
- Quick and easy replaceable fuses
- Switching capability for up to 7 different power supplies
- The card's node address set through backplane connector

PART NO:

101080	AE95-1050E92	KD-CON™ RELAY CARD
--------	--------------	--------------------



KYSTDESIGN AS

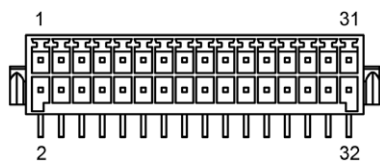
Strandgaten 202 - 5525 Haugesund, Norway
 post@kystdesign.no - Phone: +47 52.70 62 50

www.kystdesign.no

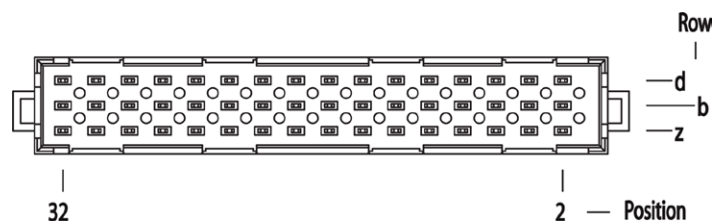


KD-CON™ RELAY CARD

PIN-OUTS




CN 1				
	SIGNAL	PIN	SIGNAL	
RLY 1	A	1	2	B
RLY 2	A	3	4	B
RLY 3	A	5	6	B
RLY 4	A	7	8	B
RLY 5	A	9	10	B
RLY 6	A	11	12	B
RLY 7	A	13	14	B
RLY 8	A	15	16	B
RLY 9	A	17	18	B
RLY 10	A	19	20	B
RLY 11	A	21	22	B
RLY 12	A	23	24	B
RLY 13	A	25	26	B
RLY 14	A	27	28	B
RLY 15	RLY15	29	30	+12V
RLY 16	RLY16	31	32	+12V



CN 1			
PIN	Z	B	DD
2	0V	+12V	ADR
4	DATA-	DATA+	OPT
6	RLY 1 & 2 Switch A		
8	RLY 1 & 2 Switch B		
10	RLY 3 & 4 Switch A		
12	RLY 3 & 4 Switch B		
14	RLY 5 & 6 Switch A		
16	RLY 5 & 6 Switch B		
18	RLY 7 & 8 Switch A		
20	RLY 7 & 8 Switch B		
22	RLY 9 & 10 Switch A		
24	RLY 9 & 10 Switch B		
26	RLY 11 & 12 Switch A		
28	RLY 11 & 12 Switch B		
30	RLY 13 & 14 Switch A		
32	RLY 13 & 14 Switch B		

DISPLAY



KYSTDESIGN AS

Strandgaten 202 - 5525 Hagesund, Norway
 post@kystdesign.no - Phone: +47 52.70 62 50

www.kystdesign.no

